

# JE 2-100 P10 NT21

Electric - Qmax 36 m<sup>3</sup>/h - (158 USgpm) - Hmax 20 m (65 ft)

Code: 8381064037



Indicative picture of the product

## Product Data

Suction port  
**Threaded - 2" ISO 228 (BSP)**

Delivery port  
**Threaded - 2" ISO 228 (BSP)**

Qmax  
**36 m<sup>3</sup>/h - 600 l/min (158 USgpm)**

Hmax  
**20 m (65 ft)**

Solids handling  
**17 mm (0.67 ")**

Motor power  
**1.5 kW - 2 HP**

Motor type  
**IEC standard**  
**Winding for inverters**  
**Cast iron frame**

Motor brand  
**WEG W22 Premium**

Weight  
**40 kg (88 lb)**

## Close-coupled self-priming centrifugal pump with electric motor

### Characteristics

The J series self-priming centrifugal pumps are used in applications where a rapid priming capacity is required from demanding suction heights combined with the ability to transfer and manage polluted fluids, dirty and abrasives with suspended large diameter solids. The system is based on an inspectable pump casing which also acts as a water tank allowing a first quick priming without auxiliary systems, simplifying management of the system and reducing the time for maintenance. Within the physically permitted suction height limits, J pumps are a more comfortable and reliable solution than submersible pumps and vertical submersed impeller pumps.

### Benefits

- 1) Rapid self-priming**  
Without foot valve up to a height of 7.5 m (24.5 ft)
- 2) High resistance**  
To abrasive liquids which are turbid and sandy
- 3) Semi-open impeller**  
High thickness casting impact resistant

### Applications

#### Industry:

clean, dirty, sandy, muddy, neutral, alkaline, acidic liquids; low viscous petroleum products, solvents even if dirty; milk of lime, caustic soda; washing, cooling, recirculation, smoke scrubbing.

#### Treatment:

pumping polluted corrosive wastewater containing sand, mud or solids in suspension; dosing neutralizing liquids; pumping out settled sludge.

#### Naval:

loading and unloading; bilge pumping; washing, fire-fighting, stripping, sanitary duty and circulation.

#### Agriculture:

surface irrigation; liquid manure oxygenation; transfer and spraying liquid manure or fertilizers; distribution of liquid animal feed; transfer of wine must; washing.

Varisco S.r.l. has certified its Quality, Environment and Safety Management System in accordance with the requirements of the international standard ISO 9001-14001-45001, recognized by the Lloyd Register.

# JE 2-100 P10 NT21

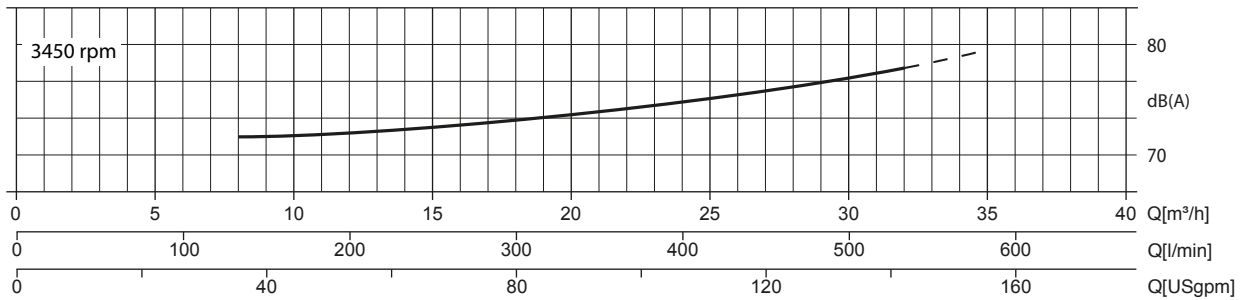
## Performance Curves

Test according to **UNI EN ISO 9906 standard - level 2B**  
 Test liquid: **clean water, density 1.000 kg/m<sup>3</sup>**  
 Spherical solids handling: **D.17 mm (0.67")**

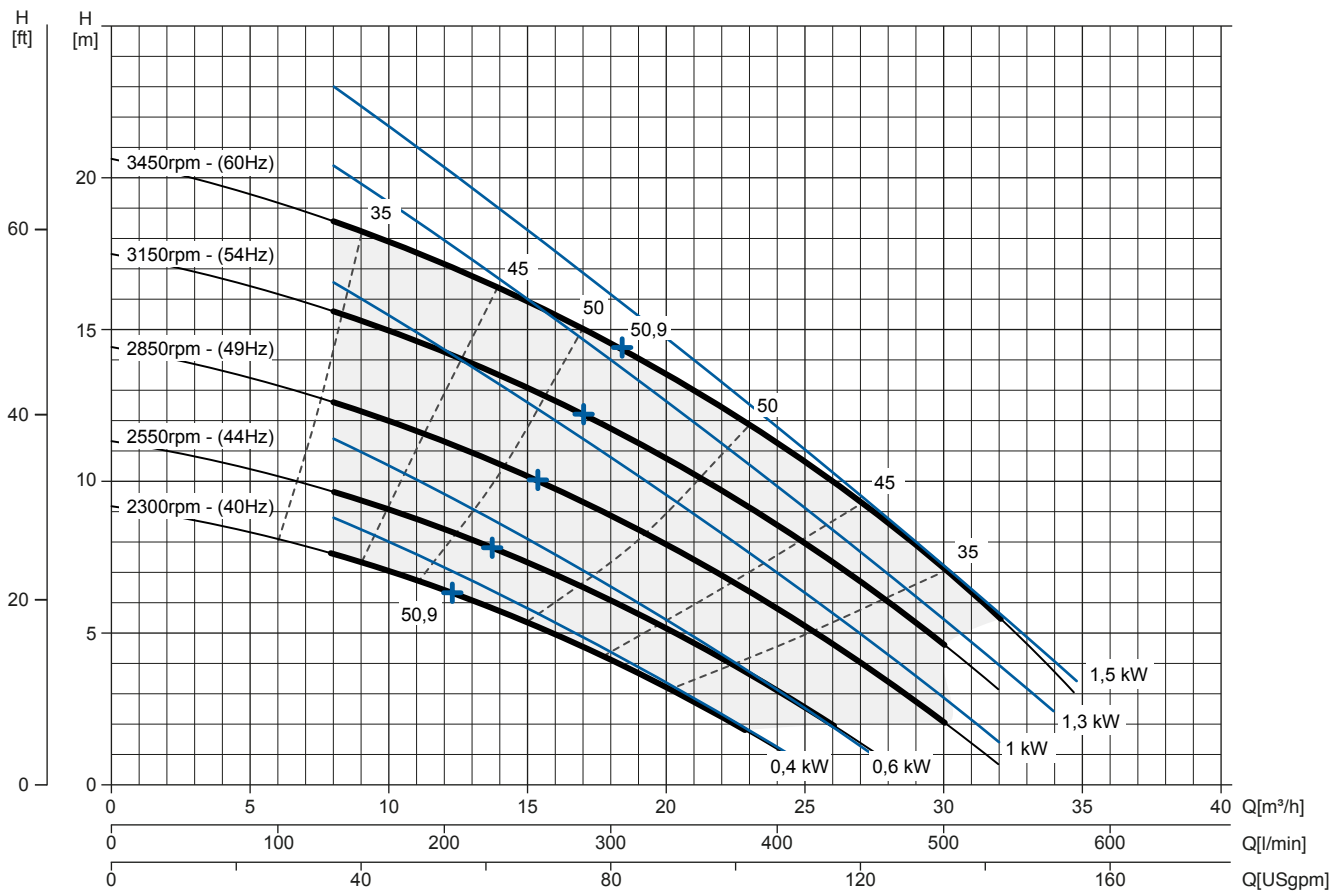
Priming time 3.450 rpm: **20s from 1,5 m (5 ft)**  
 Installed power: **1.5 kW - 2 HP**

### Noise curve

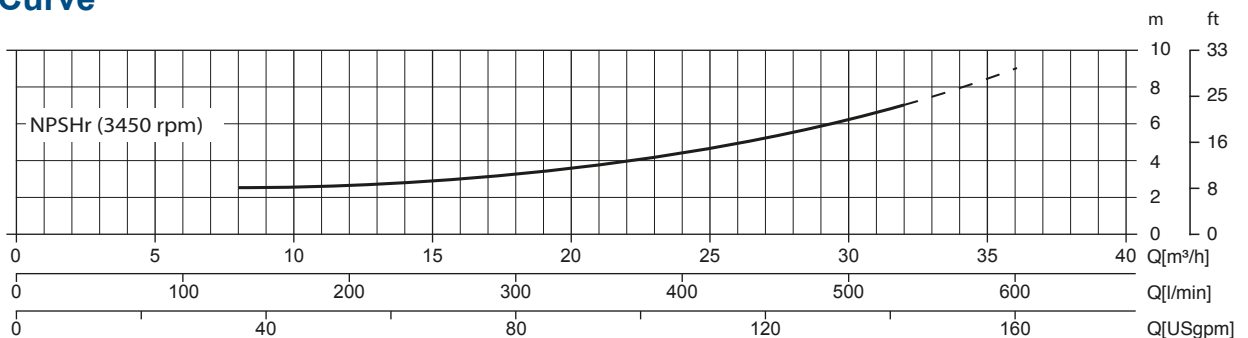
dB(A)=max noise level at 1 m



### Multiple speed curve



### NPSHr Curve



# JE 2-100 P10 NT21

## TECHNICAL DATA

### Pump

|                  |                                   |
|------------------|-----------------------------------|
| Pump model       | J 2-100 G10                       |
| Qmax [3.450 rpm] | 36 m³/h - 600 l/min (158 USgpm)   |
| Hmax [3.450 rpm] | 20 m (65 ft)                      |
| Suction port     | Threaded - 2" ISO 228 (BSP)       |
| Delivery port    | Threaded - 2" ISO 228 (BSP)       |
| Impeller type    | Semi-open. 3 vanes                |
| Solids handling  | 17 mm (0.67")                     |
| Casing           | EN 1561 EN-GJL-200 cast iron      |
| Impeller         | EN 1561 EN-GJL-200 cast iron      |
| Non-return valve | Check-valve. FKM                  |
| Shaft            | C45E EN steel                     |
| Mechanical seal  | Silicon carbide / Silicon carbide |
| Elastomers       | FKM                               |
| Lubrication      | Grease                            |

### Motor

| Mains supply (Three-phase)   | 220 VD/380 VY<br>± 5%  | 230 VD/400 VY<br>± 10% | 240 VD/415 VY<br>± 5% | 260 VD/460 VY<br>± 10%        | 280 VD/480 VY<br>± 5% |
|------------------------------|--|------------------------|-----------------------|-------------------------------|-----------------------|
| Frequency (Nominal speed)    | <b>50 Hz ± 3% / 2.900 rpm</b>                                      |                        |                       | <b>60 Hz ± 3% / 3.450 rpm</b> |                       |
| Absorbed current             | 5.57/3.22 A  | 5.52/3.17 A            | 5.5/3.18 A            | 4.87/2.75 A                   | 4.76/2.78 A           |
| Starting Current Is/In       | 6.5  | 7                      | 7.5                   | 8.4                           | 8.6                   |
| Efficiency (100%)            | 84.2% ( IE3 )  | 84.2% ( IE3 )          | 84.2% ( IE3 )         | 85.5% ( IE3 )                 | 85.5% ( IE3 )         |
| Model                        | WEG W22 Premium  |                        |                       |                               |                       |
| Standards                    | IEC 60034-1  |                        |                       |                               |                       |
| Construction                 | Cast iron. TEFC  |                        |                       |                               |                       |
| Mounting arrangement         | IM 2101 B34  |                        |                       |                               |                       |
| No. poles                    | 2  |                        |                       |                               |                       |
| Rated power                  | 1.5 kW - 2 HP  |                        |                       |                               |                       |
| Degree of protection         | IP55   |                        |                       |                               |                       |
| Markings                     | CE. UL. CSA. EAC   |                        |                       |                               |                       |
| Insulation class/Temperature | F/80°K   |                        |                       |                               |                       |
| Duty type                    | Continuous - S1<br>Variable - suitable for inverter use (30-60 Hz) |                        |                       |                               |                       |
| Temperature sensors          | PTC, available as option   |                        |                       |                               |                       |

### Arrangement

|                   |   |
|-------------------|---|
| Model             | Close-coupled N                                 |
| Dimensions        | 264 x 524 x 206 mm (10.41 x 20.62 x 8.09")      |
| Painting          | Polyurethan enamel, average thickness of 100 µm |
| Color             | RAL 5010 blue (standard)                        |
| Features          | Close-coupled with rigid coupling "N"           |
| Height connection | 0.16 m (0.50 ft)                                |

### Options

|                                   |                   |
|-----------------------------------|-------------------|
| Automatic mechanical seal greaser | Cod. 10008316     |
| Integrated VSD motor inverter     | Available by 2021 |

### Weight

|            |               |
|------------|---------------|
| Net weight | 40 kg (88 lb) |
|------------|---------------|

