

# JX 3-210 P10 NT40



Electric - Qmax 95 m<sup>3</sup>/h - 1583 l/min (418 USgpm) - Hmax 16 m (52 ft)

Code not yet assigned



Indicative picture of the product

## Product Data

Suction port  
**Threaded - 3" ISO 228 (BSP)**

Delivery port  
**Threaded - 3" ISO 228 (BSP)**

Qmax  
**95 m<sup>3</sup>/h - 1583 l/min (418 USgpm)**

Hmax  
**16 m (52 ft)**

Solids handling  
**40 mm (1,5 ")**

Motor power  
**4 kW - 5,5 HP**

Motor type  
**IEC standard  
Cast iron frame**

Motor brand  
**CEMP**

Weight  
**144 kg (317 lb)**

## Close-coupled self-priming centrifugal pump with electric motor

### Characteristics

The J series self-priming centrifugal pumps are used in applications where a rapid priming capacity is required from demanding suction heights combined with the ability to transfer and manage polluted fluids, dirty and abrasives with suspended large diameter solids. The system is based on an inspectable pump casing which also acts as a water tank allowing a first quick priming without auxiliary systems, simplifying management of the system and reducing the time for maintenance. Within the physically permitted suction height limits, J pumps are a more comfortable and reliable solution than submersible pumps and vertical submersed impeller pumps. JX pumps include a thermocouple for back-sealing quench fluid temperature measurement. The pumping units in accordance with Directive 2014/34 / EU, have the following identification marking:

  II 2/2 G Ex IIB T5...T3 Gb X

### Benefits

- 1) Rapid self-priming**  
Without foot valve up to a height of 7.5 m (24.5 ft)
- 2) High resistance**  
To abrasive liquids which are turbid and sandy
- 3) Semi-open impeller**  
High thickness casting impact resistant
- 4) Wear plate**  
Easily replaceable cast iron wear plate, front to the impeller
- 5) Easy maintenance**  
Removable front cover for direct access to the impeller

### Applications

#### Industry:

clean, dirty, sandy, muddy, neutral, alkaline, acidic liquids; low viscous petroleum products, solvents even if dirty; milk of lime, caustic soda; washing, cooling, recirculation, smoke scrubbing.

#### Treatment:

pumping polluted corrosive wastewater containing sand, mud or solids in suspension; dosing neutralizing liquids; pumping out settled sludge.

#### Naval:

loading and unloading; bilge pumping; washing, fire-fighting, stripping, sanitary duty and circulation.

#### Agriculture:

surface irrigation; liquid manure oxygenation; transfer and spraying liquid manure or fertilizers; distribution of liquid animal feed; transfer of wine must; washing.

Varisco S.r.l. has certified its Quality, Environment and Safety Management System in accordance with the requirements of the international standard ISO 9001-14001-45001, recognized by the Lloyd Register.

# JX 3-210 P10 NT40



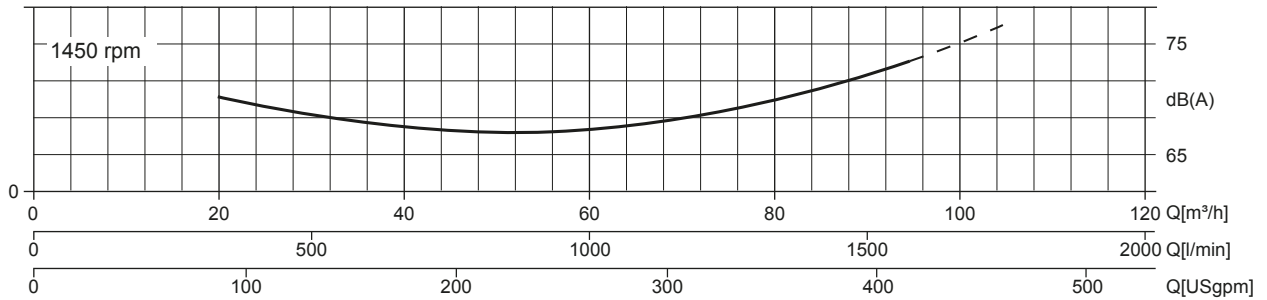
## PERFORMANCE CURVES

Test according to **UNI EN ISO 9906 standard - level 2B**  
 Test liquid: **clean water, density 1.000 kg/m<sup>3</sup>**  
 Spherical solids handling: **D.40 mm (1,5 ")**

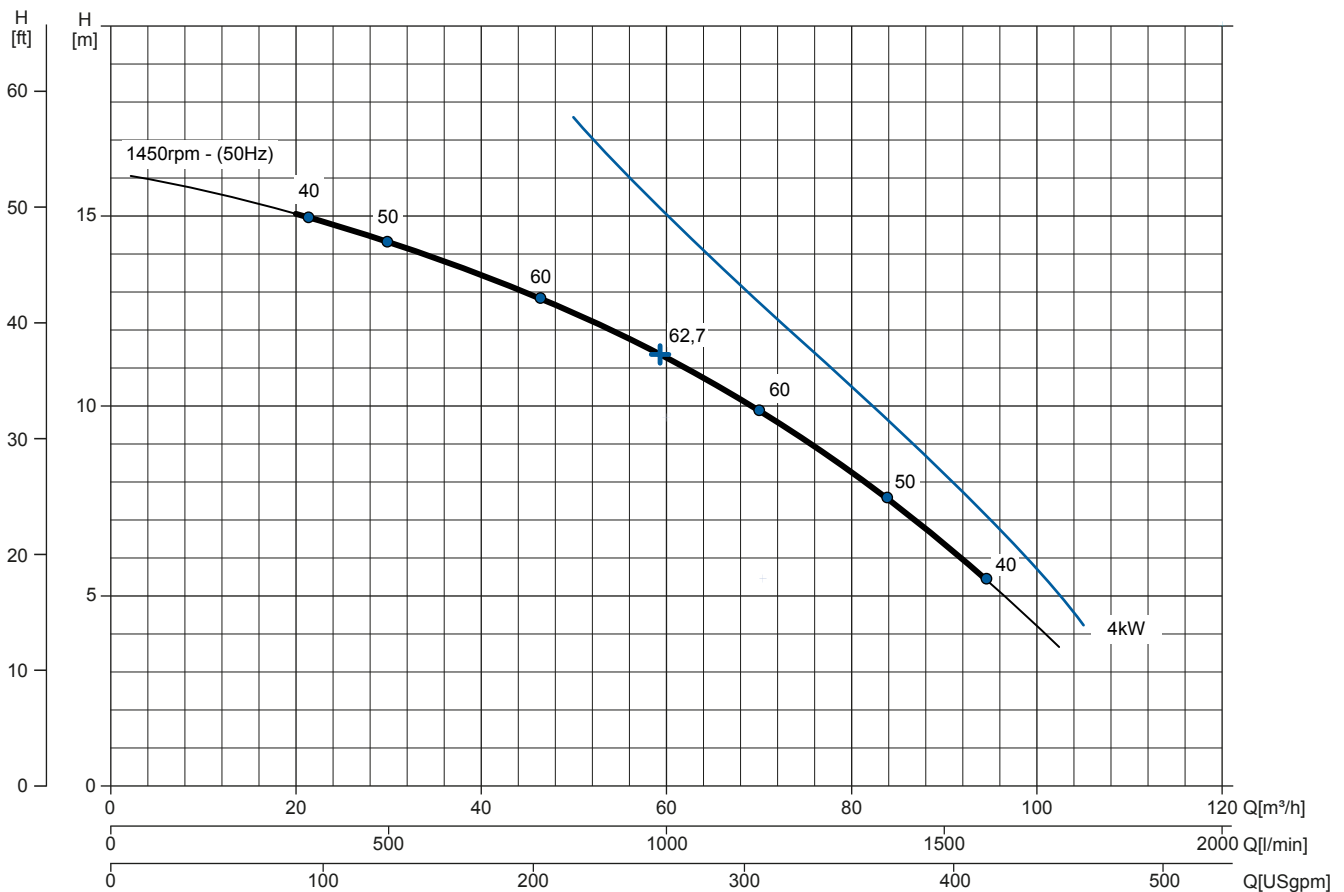
Priming time (1,450 rpm): **26s from 1,5 m (5 ft)**  
 Installed power: **4 kW - 5,5 HP (1450 rpm)**

### Noise Curve

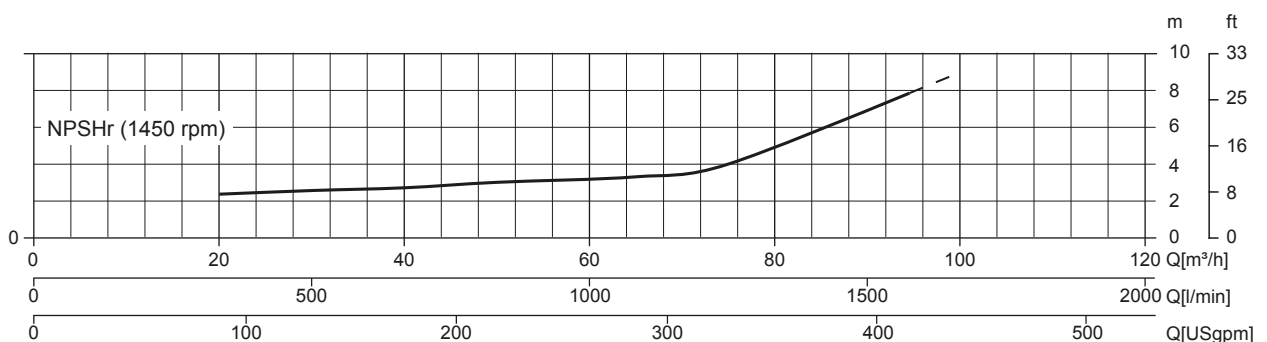
dB(A)=max noise level at 1 m



### Multiple Speed Curve



### NPSHr Curve



# JX 3-210 P10 NT40



## TECHNICAL DATA

### Pump

|                  |  |
|------------------|--|
| Pump model       | J3-210   |
| Qmax [1,450 rpm] | 95 m³/h - 1583 l/min (418 USgpm)                 |
| Hmax [1,450 rpm] | 16 m (52 ft)                                     |
| Suction port     | Threaded - 3" ISO 228 (BSP)                      |
| Delivery port    | Threaded - 3" ISO 228 (BSP)                      |
| Impeller type    | Semi-open, 3 vanes                               |
| Solids handling  | 40 mm (1,5")                                     |
| Casing           | EN 1561 EN-GJL-200 cast iron                     |
| Impeller         | EN 1563 EN-GJS-500 cast iron                     |
| Wear plate       | EN 1561 EN-GJL-200 cast iron                     |
| Non-return valve | Check-valve, FKM                                 |
| Shaft            | C45E EN 10083-2 steel                            |
| Mechanical seal  | Silicon carbide / Silicon carbide                |
| Elastomers       | FKM  |
| Lubrication      | Liquid   |
| Thermocouple     | "J" type - Temperature range from 0° up to 300°C |
| Oiler            | Glass - Capacity 140 cc                          |

### Motor

| Mains supply (Three-phase)   | 220 VD/380 VY<br>± 5%         | 230 VD/400 VY<br>± 5% | 240 VD/415 VY<br>± 5% |
|------------------------------|-------------------------------|-----------------------|-----------------------|
| Frequency (Nominal speed)    | <b>50 Hz ± 2% / 1,450 rpm</b> |                       |                       |
| Absorbed current             | 8,28 A (Y)                    | 7,66 A (Y)            | 7,73 A (Y)            |
| Starting Current Is/In       | 7.6                           | 8.3                   | 8.8                   |
| Efficiency (100%)            | 88,4% ( IE3 )                 | 88,7% ( IE3 )         | 88,8% ( IE3 )         |
| Model                        | CEMP                          |                       |                       |
| Standards                    | IEC 60034-1                   |                       |                       |
| Construction                 | Cast iron, TEFC               |                       |                       |
| Mounting arrangement         | IM 2001 B35                   |                       |                       |
| No. poles                    | 4                             |                       |                       |
| Rated power                  | 4 kW - 5,5 HP                 |                       |                       |
| Degree of protection         | Ex-db IIB T4 Gb / IP55        |                       |                       |
| Markings                     | CE                            |                       |                       |
| Insulation class/Temperature | F/80°K                        |                       |                       |
| Duty type                    | Continuous - S1               |                       |                       |
| Temperature sensors          | PTC, available as option      |                       |                       |

### Arrangement

|                   |  |
|-------------------|--|
| Model             | Close-coupled N                                  |
| Dimensions        | 341 x 830 x 490 mm (13 x 32 x 19")               |
| Coating           | Polyurethane enamel, average thickness of 100 µm |
| Color             | RAL 5010 blue (standard)                         |
| Features          | Close-coupled with rigid coupling "N"            |
| Height connection | 0,3 m (12")                                      |

### Optionals

|  |               |
|--|---------------|
| Flanged ports DN80 PN16 EN1092-2 Type B    | cod. 10042784 |
| Flanged ports 3" ANSI B16.1 Class 125 R.F. | cod. 10042819 |

### Weight

|            |                 |
|------------|-----------------|
| Net weight | 144 kg (317 lb) |
|------------|-----------------|

